


Block of the Month  
 Compliments of Virginia H.  
 Underground Railroad.

12 1/2" unfinished (12" finished)



Fabric Amounts:

- Light Fabric 3" x 30" strip  
 5 1/2" x 11" strip
- Medium Fabric 3" x 30" strip
- Dark Fabric 5 1/2" x 11" strip

Cut:

- Light Fabric Cut 1 strip - 2 3/4" x 30"  
~~Cut 1 strip 2 1/2" x 30"~~ from the 3" x 30" strip  
 Cut 2 squares - 4 7/8" from the 5 1/2" x 11" strip

- Medium Fabric Cut 1 strip - 2 3/4" x 30"  
~~Cut 1 strip 2 1/2" x 30"~~ from the 3" x 30" strip


- Dark Fabric  
 Cut 2 squares - 4 7/8" from the 5 1/2" x 11" strip

Four-Patches

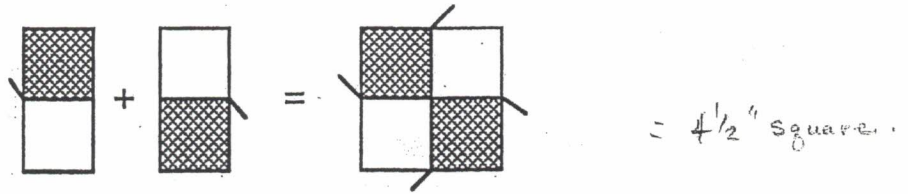
1. Sew the background (light) strip, right sides together, to the medium strip. Set the seam. Open the fabric and press the seam toward the medium fabric.

*2 3/4 + 2 3/4 with 1/4 in seam = 5" wide when pressed*

2. Cut ten (10) 2 1/2" x 5" strips from the long strip made in step 1. See diagram below.



3. Sew two  $2\frac{1}{2}'' \times 5''$  pieces together to form the four-patch as shown below:

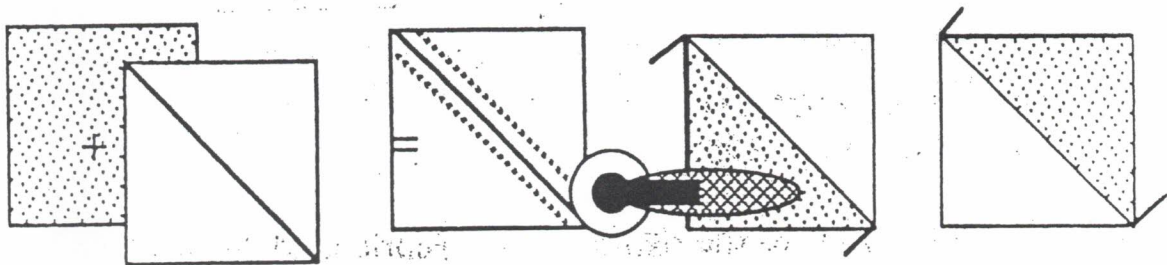


Make five (5).


### Half Square Triangles

Use one Light  $4\frac{7}{8}''$  square and one dark  $4\frac{7}{8}''$  square. Draw a diagonal line from corner to corner, on the back side of the light square. Sew a  $\frac{1}{4}''$  away from both sides of the drawn line. Cut the square apart on the drawn diagonal line. Trim off the "dog ears." Repeat this process once for a total of four (4) squares. See diagram below.

=  $4\frac{1}{2}''$  square



Assemble as shown below:



Congratulations!  
You have completed your \_\_\_\_\_ block.